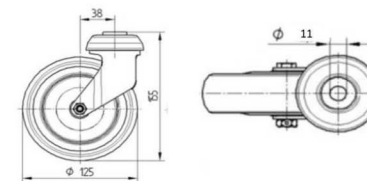


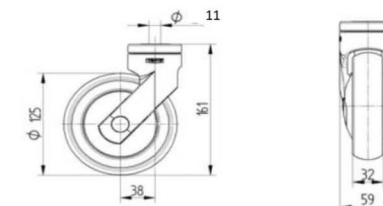
STANDARD CASTOR

Ø 125 MM



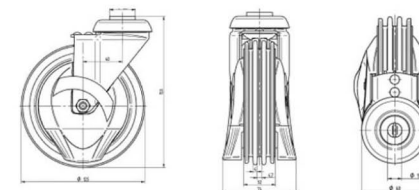
SYNTHETIC CASTOR

Ø 125 MM



TRAVELATOR CASTOR

Ø 125 MM



TYPE

*RAW MATERIAL

WEIGHT

SAMBA

A = PP 15% GF (Polipropylene)
 B = PA 15% GF (Polyamide)
 C = Steel Frame Zinc Coated
 + Powder Painted RAL 9007

kg
16,0

SAMBA
GLAMOUR

A = PC Trasparent (Polycarbonate)
 B = PA 15% GF (Polyamide)
 C = Steel Frame Zinc Coated
 + Powder Painted RAL 9007

kg
17,0